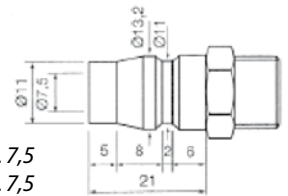


Dati tecnici dei giunti Japan

Japan couplings technical data
Technische Daten der Kupplungen Japan




Fluido Aria compressa	Fluid Compressed air	Fluid Druckluft
Pressione di esercizio da 0 a 12 Bar	Working pressure from 0 to 12 Bar	Betriebsdruck von 0 bis 12 bar
Portata aria 2000 l/min.	Air flow 2000 l/min.	Luftstrom 2000 l/min.
Materiali Ottone e acciaio	Materials Brass and steel	Werkstoffen Messing und Stahl
Filettatura BSPP cilindrica da 1/4" a 1/2"	Thread types BSPP cylindrical from 1/4" to 1/2"	Gewinde typ BSPP zylindrisch von 1/4" bis 1/2"



GJ 10

Giunto Japan maschio

Male Japan quick coupler
Kupplungen Japan




Codice/Code	F"	L	CH	
GJ100014	G1/4	59	20	10
GJ100038	G3/8	59	20	10
GJ100012	G1/2	59	22	10

GJ 60

Innesto maschio Japan

Japan male connection
Kupplungen Japan



Codice/Code	F"	L	CH	
GJ600014	G1/4	35	14	10
GJ600038	G3/8	36	17	10
GJ600012	G1/2	38	22	10

GJ 20

Giunto Japan femmina

Female Japan quick coupler
Kupplungen Japan




Codice/Code	F"	L	CH	
GJ200014	G1/4	62	20	10
GJ200038	G3/8	62	20	10
GJ200012	G1/2	62	25	10

GJ 70

Innesto femmina Japan

Japan female connection
Kupplungen Japan



Codice/Code	F"	L	CH	
GJ700014	G1/4	34.5	15	10
GJ700038	G3/8	35.5	19	10
GJ700012	G1/2	39	25	10

GJ 40

Giunto Japan con resca

Japan quick coupler with tail
Kupplungen Japan mit Abschluss



Codice/Code	ØT	L	CH	
GJ400008	8	70	20	10
GJ400010	10	70	20	10
GJ400012	12	70	20	10

GJ 90

Innesto Japan con resca

Japan connection with tail
Kupplungen Japan mit Abschluss



Codice/Code	ØT	L		
GJ900008	8	42		10
GJ900010	10	42		10
GJ900012	12	42		10