

Dati tecnici dei giunti Japan automatici e semiautomatici (serie JS – JA – JG – JP)

Japan couplings automatic and semi-automatic technical data (JS – JA – JG – JP series)
Technische Daten der Semi- und Automatischen Kupplungen Japan (serie JS – JA – JG – JP)



Fluido Aria compressa - Olio	Fluid Compressed air - Oil	Fluid Druckluft - Öl
Pressione max di esercizio 15 Bar	Max working pressure 15 Bar	Maximal Betriebsdruck 15 Bar
Materiali Acciaio temprato cromato, guarnizione NBR	Materials Temperated chromated steel, seal NBR	Werkstoffen Gehärtetem Stahl verchromt, Dichtung NBR
Temperatura d'esercizio -20°C ÷ +80°C	Working temperature -4°F ÷ +176°F	Betriebstemperatur -20°C ÷ +80°C
Filettatura BSPT conica da 1/4" a 1"	Thread types BSPT taper from 1/4" to 1"	Gewinde typ BSPT konische von 1/4" bis 1"

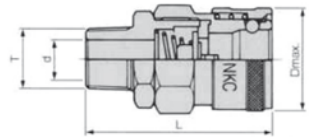
JS 10



Giunto maschio Japan semiautomatico

Semi automatic male Japan coupling
Semiautomatischen Kupplungen Japan

Codice/Code	T"	L	Dmax	Ød	Peso/Weight	📦
JS100014	R1/4	55,5	Ø 26	7	95	1
JS100038	R3/8	55,5	Ø 26	8	100	1
JS100012	R1/2	59,5	Ø 26	9	110	1



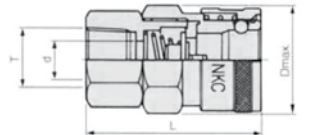
JS 20



Giunto femmina Japan semiautomatico

Semi automatic female Japan coupling
Semiautomatischen Kupplungen Japan

Codice/Code	T"	L	Dmax	Ød	Peso/Weight	📦
JS200014	Rc1/4	50,5	Ø 26	9	104	1
JS200038	Rc3/8	52,5	Ø 26	9	103	1
JS200012	Rc1/2	55,5	Hex. 29	9	122	1



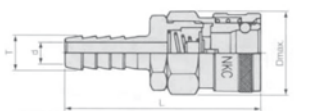
JS 40



Giunto Japan semiautomatico con resca

Semi automatic Japan coupling with tail
Semiautomatischen Kupplungen Japan mit Abschluss

Codice/Code	T"	L	Dmax	Ød	Peso/Weight	📦
JS400009	1/4	72,5	Ø 26	5	95	1
JS400011	3/8	76,5	Ø 26	7,5	100	1
JS400015	1/2	78,5	Ø 26	9	110	1



JS 50

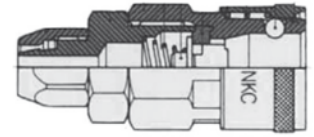


new

Giunto Japan semiautomatico portagomma

Semi automatic Japan coupling for rubber hose
Semiautomatischen Schlauchtulle Kupplungen Japan

Codice/Code	inner Ø	outer Ø					
JS506510	6.5	10					1
JS508512	8.5	12.5					1
JS501116	10	15					1



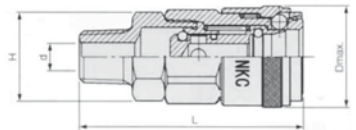
JA 10



Giunto maschio Japan automatico

Automatic male Japan coupling
Automatischen Kupplungen Japan

Codice/Code	T"	L	H	Ød	Dmax	Peso/Weight	
JA100014	R1/4	55	19	7	Ø 25	95	1
JA100038	R3/8	56	19	8	Ø 25	100	1
JA100012	R1/2	59	21	9	Ø 25	120	1



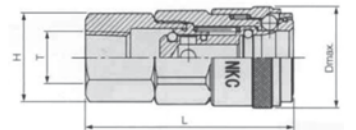
JA 20



Giunto femmina Japan automatico

Automatic female Japan coupling
Automatischen Kupplungen Japan

Codice/Code	T"	L	H	Ød	Dmax	Peso/Weight	
JA200014	Rc 1/4	51	19	9	Ø 25	95	1
JA200038	Rc 3/8	53	21	9	Ø 25	105	1
JA200012	Rc 1/2	55	29	9	Ø 25	132	1



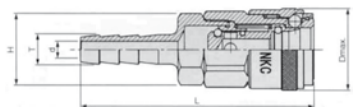
JA 40



Giunto Japan automatico con resca

Automatic Japan coupling with tail
Automatischen Kupplungen Japan mit Abschluss

Codice/Code	T"	L	Dmax	Ød	H	Peso/Weight	
JA400009	1/4	72	Ø 25	5	19	95	1
JA400011	3/8	76	Ø 25	7.5	19	95	1
JA400015	1/2	78	Ø 25	9	19	110	1



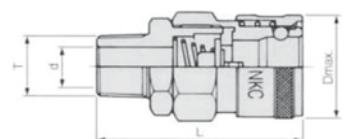
JG 10



Giunto maschio gigante Japan semiautomatico

Male giant Japan semi automatic coupling
Semiautomatischen Riesenkupplungen Japan

Codice/Code	ØT"	L	Dmax	Ød	Peso/Weight	
JG100012	1/2	64	Hex. 32	13	220	1
JG100034	3/4	65	Hex. 32	16	240	1
JG100001	1	67	Hex. 35	16	250	1



Giunti e innesti Japan

Japan couplings and plugs
Kupplungen Japan

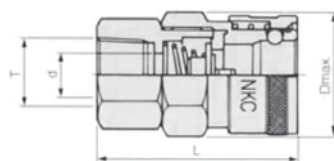
JG 20



Giunto femmina gigante Japan semiautomatico

Female giant Japan semi automatic coupling
Semiautomatischen Riesenkupplungen Japan

Codice/Code	T"	L	Dmax	Ød	Peso/Weight	📦
JG200012	Rc 1/2	59	Hex. 32	20	225	1
JG200034	Rc 3/4	62	Hex. 35	20	235	1
JG200001	Rc 1	65	Hex. 41	20	260	1



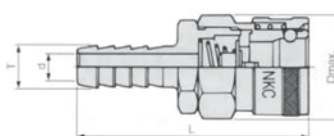
JG 40



Giunto gigante Japan semiautomatico con resca

Semi automatic giant Japan coupling with tail
Semiautomatischen Riesenkupplungen Japan mit Abschluss

Codice/Code	ØT"	L	Dmax	Ød	Peso/Weight	📦
JG400015	1/2	83	Hex. 32	9	220	1
JG400021	3/4	92	Hex. 32	13	240	1
JG400027	1	102	Hex. 32	19	270	1



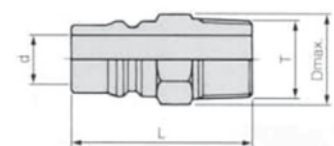
JG 60



Innesto maschio gigante Japan

Japan giant male plug
Riesenkupplungen Japan

Codice/Code	T"	L	Dmax	Ød	Peso/Weight	📦
JG600012	R1/2	47,5	Ø 21	12,5	70	1
JG600034	R3/4	51	Ø 27	12,5	115	1
JG600001	R1	54	Ø 35	12,5	125	1



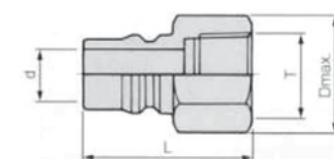
JG 70



Innesto femmina gigante Japan

Japan giant female plug
Riesenkupplungen Japan

Codice/Code	T"	L	Dmax	Ød	Peso/Weight	📦
JG700012	Rc 1/2	41,5	Hex. 29	12,5	70	1
JG700034	Rc 3/4	45	Hex. 35	12,5	106	1
JG700001	Rc 1	54	Hex. 41	12,5	120	1



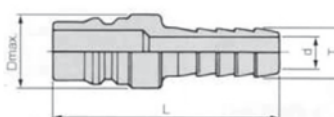
JG 90



Innesto gigante Japan con resca

Japan giant plug with tail
Riesenkupplungen Japan mit Abschluss

Codice/Code	ØT"	L	Dmax	Ød	Peso/Weight	📦
JG900015	1/2	67,5	Ø 22	9	75	1
JG900021	3/4	76,5	Ø 30	13	122	1
JG900027	1	86,5	Ø 30	18,5	145	1



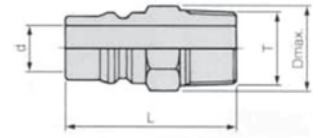
JP 60



new

Innesto maschio Japan
Japan male plug
Standardkupplungen Japan

Codice/Code	ØT"	L	Dmax	Ød	Peso/Weight	📦
JP600018	1/8	37	CH 14	7.5	22	1
JP600014	1/4	40	CH 14	7.5	25	1
JP600038	3/8	40	CH 17	7.5	40	1
JP600012	1/2	46	CH 21	7.5	65	1



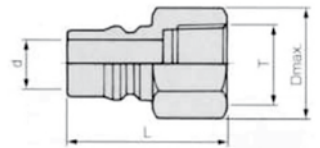
JP 70



new

Innesto femmina Japan
Japan female plug
Standardkupplungen Japan

Codice/Code	T"	L	Dmax	Ød	Peso/Weight	📦
JP700018	RC 1/8	32	CH 14	7.5	20	1
JP700014	RC 1/4	36	CH 17	7.5	30	1
JP700038	RC 3/8	38	CH 21	7.5	45	1
JP700012	RC 1/2	41	CH 29	7.5	65	1



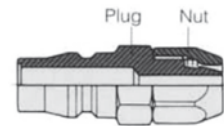
JP 85



new

Innesto Japan portagomma
Japan plug for rubber hose
Schlauchtulle Standardkupplungen Japan

Codice/Code	inner Ø	outer Ø				📦
JS856510	6.5	10				1
JS858512	8.5	12.5				1
JP851116	10	15				1



JP 90



new

Innesto Japan con resca
Japan plug with tail
Standardkupplungen Japan mit Abschluss

Codice/Code	ØT"	L	Dmax	Ød	Peso/Weight	📦
JP900007	1/8	46	CH 14	7.5	20	1
JP900009	1/4	57	CH 16	7.5	27	1
JP900011	3/8	61	CH 16	7.5	35	1
JP900015	1/2	63	CH 18	9	50	1

